

# Download Instructions

## Thales Talento




**To perform a compliance update:**



Please adjust tips if applicable and settle any open batch in the terminal to avoid deleting transactions.



If you are unsuccessful with your download, or have questions about these instructions, please contact us by calling 1-888.804.4222, and selecting the terminal help desk options.



**1. Press the “FN” key:**

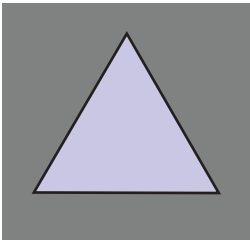


Terminal will display “Enter Manager Password.”


**2. Press the “1” key then “Enter”**



**3. Press the middle blue arrow key underneath the word “Parm” on the display:**



**4. Press the far right blue arrow key underneath the word “Dial Download” on the display:**



**5. The terminal will display “Parm Application IDT07T1B00.” Press “Enter.”**



**6. Terminal will display “Parm Terminal ID.” Press “Enter.”**



**7. Terminal will display “Parm Download Phone #18886101054.” Press “Enter.”**



“Dialing,” then “Transmitting,” then when connected a progress bar will appear like so:

-----

For each 10% finished with the update, each dash will turn to a star like so:

\*\*\*-----

This process is approximately 45 seconds. When completed successfully, the terminal will display “Download Done.” At this point press the clear to return to the idle screen. If anything else appears on the screen other than the above stated such as an error message, please contact the Terminal Helpdesk.